

***For Your Convenience: This Kubota
File Is Shared By Diesel Parts Direct***



YOUR ONE STOP SUPERSTORE FOR DIESEL ENGINE PARTS

SHOP NOW


INDUSTRIAL DIESEL ENGINE

KUBOTA 05 SERIES (4-cylinder)

V1505-E4B

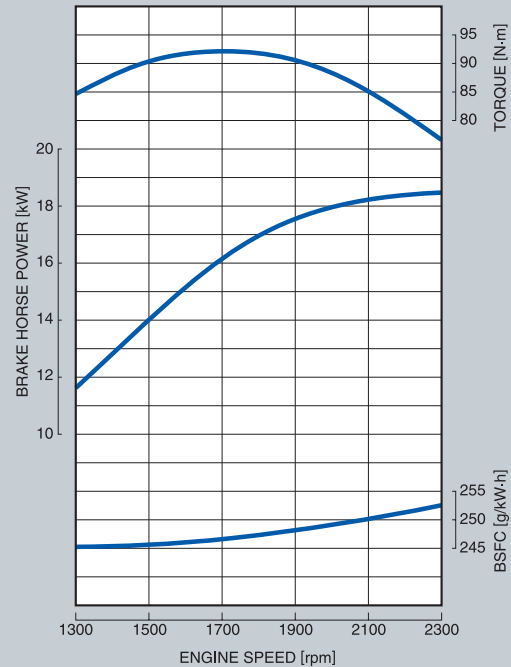
RATED POWER

18.5kW@2300rpm



Photograph may show non-standard equipment.

PERFORMANCE CURVE



FEATURES and BENEFITS

Emissions

The V1505 engine complies with EPA Tier 4 emissions regulations which is the most stringent emissions regulations in the world in this class.

Kubota engine less than 19kW meets emission standards over the NRTC and also meets the NTE requirements.

Durable Power

The Kubota 05 Series is an established leader and has been the preferred power source of various industrial equipment manufactures.

By suppressing the output, the V1505 engine has realized smooth transition from E3 to E4.

Option

A variety of engine accessory options is also available.

KUBOTA 05 SERIES V1505-E4B

GENERAL SPECIFICATION

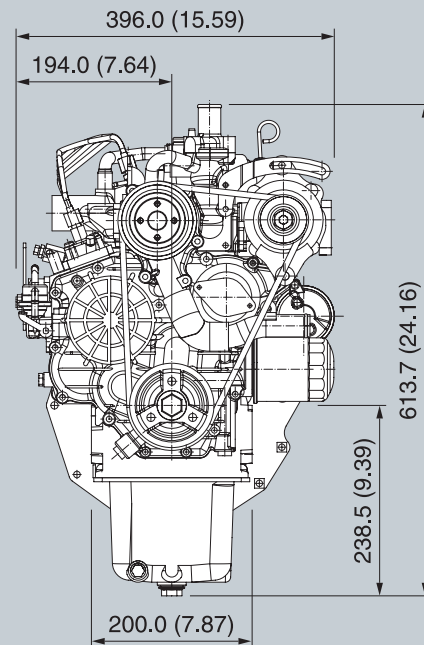
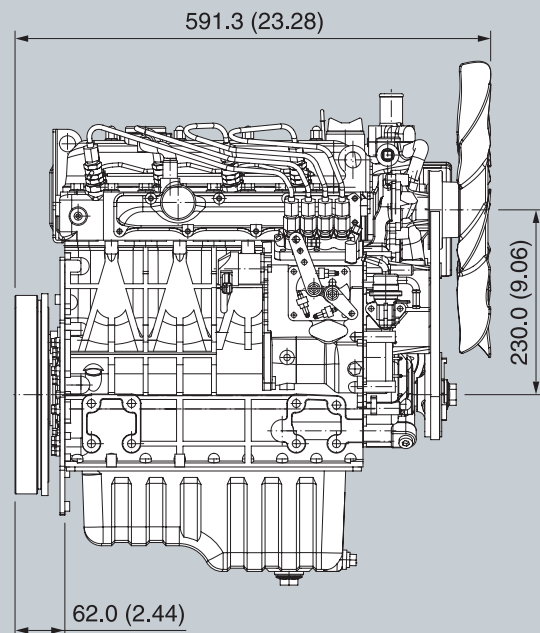
Model		V1505-E4B
Emission Regulation		Tier 4
Type		Vertical 4-cycle Liquid Cooled Diesel
Number of Cylinders		4
Bore	mm (in)	78.0 (3.07)
Stroke	mm (in)	78.4 (3.09)
Displacement	L (cu.in)	1.498 (91.41)
Combustion System		IDI
Intake System		Naturally Aspirated
Maximum Speed	rpm	2300
Output: Gross Intermittent	kW	18.5
	hp	24.8
	ps	25.2
Direction of Rotation		Counterclockwise Viewed on Flywheel
Oil Pan Capacity	L (gal)	6.0 (1.59)
Starter Capacity	V-kW	12-1.2
Alternator Capacity	V-A	12-40
Length	mm (in)	591.3 (23.28)
Width	mm (in)	396.0 (15.59)
Height (1)	mm (in)	613.7 (24.16)
Height (2)	mm (in)	238.5 (9.39)
Dry Weight	kg (lb)	110.0 (242.5)

*Specification is subject to change without notice.

*Output: Gross Intermittent SAE J1995

*Dry weight is according to Kubota's standard specification.
When specification varies, the weight will vary accordingly.

DIMENSIONS



KUBOTA Engine America Corporation

505 Schelton Road, Lincolnshire, IL 60069

Phone: 847-955-2500 Fax: 847-955-2699

www.kubotaengine.com