

***For Your Convenience: This Kubota  
File Is Shared By Diesel Parts Direct***



**YOUR ONE STOP SUPERSTORE FOR DIESEL ENGINE PARTS**

**SHOP NOW**

## INDUSTRIAL DIESEL ENGINE


### KUBOTA 05 SERIES (3-cylinder)

# D1305-E3B



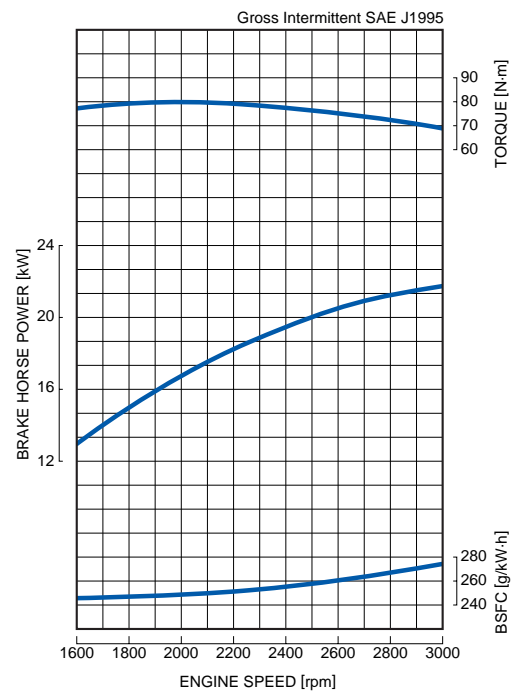
### RATED POWER

**21.7kW @3000rpm**



Photographs may show non-standard equipment.

### PERFORMANCE CURVE



### FEATURES and BENEFITS

#### Emissions

- The D1305 engine complies with EPA Interim Tier 4 emissions regulations that are effective through the end of 2012. This engine also complies with EU Stage IIIA requirements that are effective through 2012 and beyond in the European market.

#### Durable Power

- The D1305 engine is a new high power density engine that delivers the highest output in a naturally aspirated 3-cylinder configuration within the Kubota 05 Series.
- By expanding the stroke, Kubota increased engine displacement by 12% compared to the D1105 while maintaining the same footprint. By adopting a shallow, large-capacity oil pan and extended gear case, the engine height is lower, providing a compact engine package.
- The cooling water passages between the cylinder bores, using Kubota's original casting technology as a countermeasure against heat load of high power density, provides both superior endurance and reliable engine characteristics.

#### Clean and Quiet Power

- Kubota's original E-TVCS (Three Vortex Combustion System) has been improved. The airflow, combustion chamber and piston recess were optimized to provide a 50% lower particulate matter (PM) level, the same stringent level as above the 37kW class (EPA Interim Tier 4 Option 1).
- The half-float valve cover and MoS<sub>2</sub> coated pistons reduce noise levels and provide reduced transmitted vibration from the valve area for better noise characteristics.

#### Option

- A variety of engine accessory options for the existing Kubota 05 series is also available for this engine.

## GENERAL SPECIFICATION

Model		<b>D1305-E3B</b>
Emission Regulation		Interim Tier 4 / Stage III A
Type		Vertical 4-cycle Liquid Cooled Diesel
Number of Cylinders		3
Bore	mm (in)	78.0 (3.07)
Stroke	mm (in)	88.0 (3.46)
Displacement	L (cu.in)	1.261 (76.95)
Combustion System		IDI
Intake System		Naturally Aspirated
Maximum Speed	rpm	3000
Output: Gross Intermittent	kW	21.7
	hp	29.1
	ps	29.5
Direction of Rotation		Counterclockwise Viewed on Flywheel
Oil Pan Capacity	L (gal)	5.7 (1.51)
Starter Capacity	V-kW	12-1.2 [US] / 12-1.4 [EU]
Alternator Capacity	V-A	12-40
Length	mm (in)	497.6 (19.59)
Width	mm (in)	396.0 (15.59)
Height (1)	mm (in)	590.1 (23.20)
Height (2)	mm (in)	215.6 (8.49)
Dry Weight	kg (lb)	95.0 (209.4)

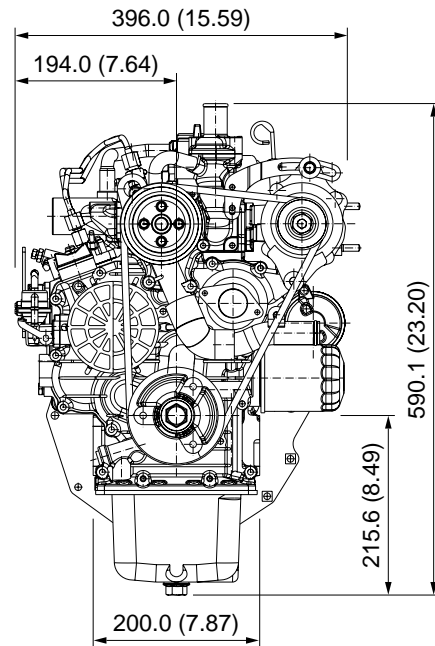
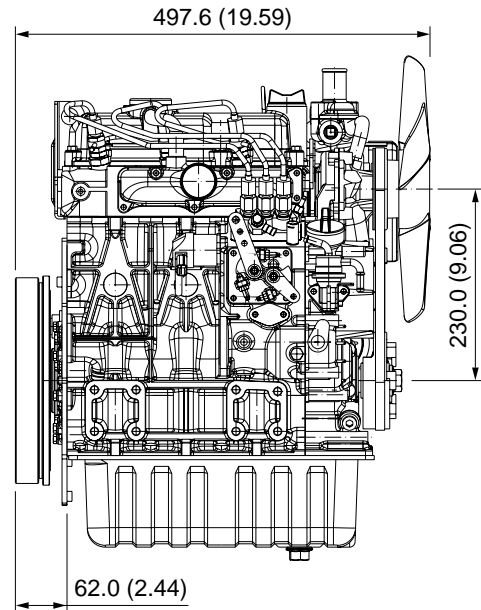
\*Specification is subject to change without notice.

\*Output: Gross Intermittent SAE J1995

\*Dry weight is according to Kubota's standard specification.

When specification varies, the weight will vary accordingly.

## DIMENSIONS



### KUBOTA Corporation

2-47, Shikitsuhigashi 1-chome, Naniwa-ku, Osaka, 556-8601 Japan  
Fax: 06-6648-3521

<http://www.engine.kubota.ne.jp>

Your Driving Force  
KUBOTA ENGINE